

Fun With Soil






Name: _____

-- Collecting The Samples --

Have you ever wondered what happens to the rain when it hits the ground? In this experiment we will look at different types of soil to see what happens to it when it rains.

First, we need to collect our samples. Go outside and collect and label three different soil samples (1 in each jar). Try to make them as varied as possible. Be sure to check with an adult before you get collect your samples, the football pitch may not be the best place to dig up!

Have a close look at your samples using a magnifying glass or microscope and draw what you can see in the boxes below. Pay attention to all the small details.



In a minute you are going to pour _____ ml of water into the jars and see what happens to it.

First, have a think what you think will happen for each sample (prediction).

Sample 1: I think the water will _____

Sample 2: I think the water will _____

Sample 3: I think the water will _____