

# MEASURING THE WILD

## Teacher's Guide

**Ages: 4 - 6, 7 - 9**  
**Math - Shape, Space, & Measure**

This is a simple but fun activity that will help improve your classes measuring skills. Using a ruler, meter stick, trundle wheel, tape measure, or other measuring tool get your class to measure and record different items in your outdoor space.

It can be useful to give clear demonstrations as to how to use the different equipment.

This activity can be further differentiated by allowing students to use a variety of equipment as well as asking them to measure to a greater level of accuracy.

Diff 1 - Students are given a pictures of which objects to measure.





Diff 2 - Students get to choose their own objects to measure.



**MEASURING THE WILD**

Name: \_\_\_\_\_

Go outside and explore the size of the different objects below! Measure as accurately as possible and fill in your findings in the table below.

Object	Length
 Leaf	
 Flower	
 Stick	
 Stone	

**MEASURING THE WILD**

Name: \_\_\_\_\_

Go outside and explore the size of different objects! Measure as accurately as possible and fill in your findings in the table below.

Object	Length

What was it? \_\_\_\_\_